

D2 Hanging Double Display

43" | 55"



Double Sided Window Display

Grab the attention of onlookers with the outward facing, sunlight readable screen. Once your customers are inside the building you can then use the inward facing display to reinforce your message further.



Window Displays (700cd/m²)

Brightness is paramount when using outward facing screens, these displays use commercial grade high brightness panels (700cd/m²); more than twice the brightness of a standard home TV to allow easy readability in window displays.



Ultra Resistant Blackening Defect (up to 110°C)

LCD panels exposed to direct sunlight suffer from temporary blackening defect. These displays use a special high brightness panel that can withstand surface temperatures up to 110°C with no blackening defect occurring.



Plug and Play

Plug and play is the most straightforward way to upload content to the screen. Simply load images and videos onto a USB stick, insert into the display, wait for your content to copy over and then remove. Your images and videos will now play in a continuous loop.



Key Features



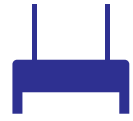
DOUBLE SIDED DISPLAY



24/7 COMMERCIAL GRADE



INTEGRATED ANDROID
MEDIA PLAYER

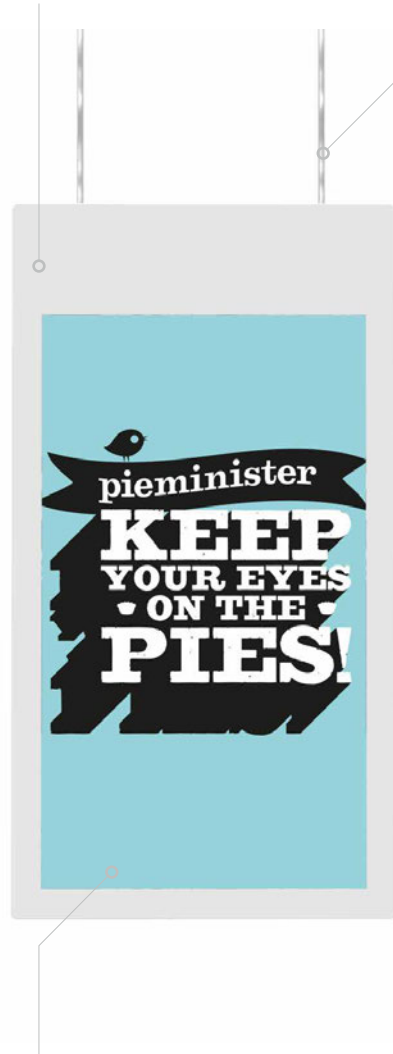


CEILING MOUNT



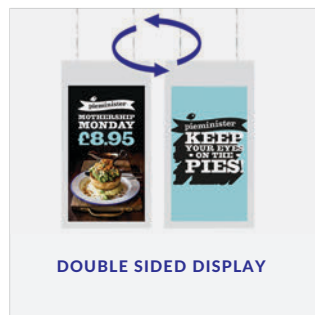
IPS PANEL

PLUG AND PLAY



LED BACKLIGHT

OPTIONAL NETWORK UPGRADE



Other Features

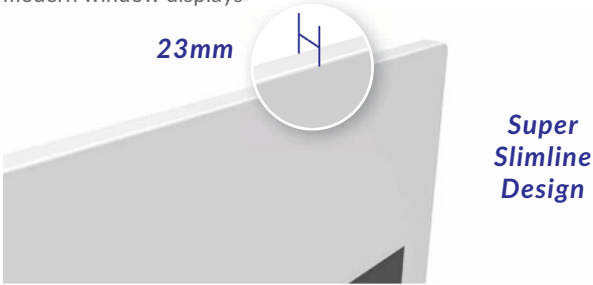
24/7 Commercial Grade

These displays use a commercial grade LCD panel and LED backlight. They have the ability to be in constant use 24/7 for over 70,000 hours; a true commercial grade solution.



Super Slim Design

Even though these displays feature two separate screens they have a profile thinner than most single-sided displays. They have a remarkable depth of just 23mm, allowing for stylish and modern window displays.



Wide Viewing Angle

Thanks to the IPS technology these displays provide fantastic image quality with a remarkable viewing angle of 178° in portrait orientation.



Integrated Ceiling Mount

The screen comes with an integrated wire hanging mounting solution so no additional ceiling mount is required. You can even hide unsightly power and data cables in the cover tubes provided.



Integrated Android Media Player

There is an integrated Android media player inside the screen allowing you to upgrade to a network version without needing any additional hardware. You can also install third party Android apps if required.



700cd/m² & 450cd/m² IPS Panel

The outward facing screen uses a high brightness panel for grabbing the attention of passers-by while the inward facing screen uses a lower brightness panel for easy indoor readability.



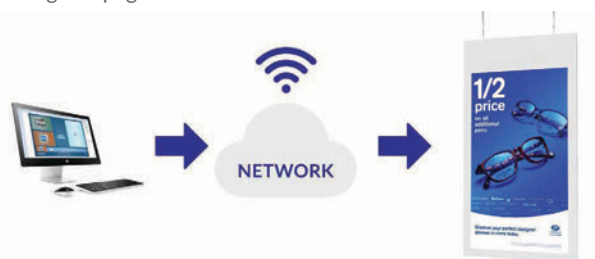
Integrated Speakers

The displays feature two integrated slimline speakers for applications that require an audio element.



Optional Network Upgrade

For a small charge you can upgrade your screen to be networked, allowing you to connect your screen via Wi-Fi, LAN or 4G, then remotely update it over the internet. For more information please go to page 115.



		43 Inch	55 Inch
Panel	Resolution	1920x1080	
	Display Areas (mm)	943x536	1209.6x680.4
	Aspect Ratio	16:9	
	Side A Brightness (cd/m ²)	700	
	Side B Brightness (cd/m ²)	450	
	Colour	16.7M	
	Viewing Angle	178°	
	Contrast Ratio	1200:1	
Audio	Speaker Type	2W, 8Ω (x2)	
AV Inputs	Video	HDMI, VGA	
	Audio	Audio Socket (3.5mm)	
Power	Power Consumption (W)	150	220
	Input Voltage	AC100~230V (50Hz~60Hz)	
Mechanical	Unit Size (WxHxD mm)	1180x635x23	1573x828x23
	Package Size (WxHxD mm)	1300x750x160	1590x930x160
	Net Weight (kg)	16.9	26.1
	Gross Weight (kg)	22.5	34.3
Environmental	Operating Temperature	0 °C to 40 °C	
	Storage Temperature	-20°C to 60°C	
	Operating Humidity	0% to 90%	
	Storage Humidity	0% to 95%	
Computer	Media Formats	Video (MPG, AVI, MP4, RM, RMVB, TS), Audio (MP3, WMA), Image (JPG, GIF, BMP, PNG)	
	Media Resolution	1920x1080/1080x1920	
	Internal Memory	6GB	
	CPU	Quad-Core Cortex-A17@1.61GHz	
	GPU	Mali-T760 MP4 @600MHz	
	RAM	2GB DDR3	
	ROM	8GB NAND	
	USB	USB2.0 HOST (x2)	
	LAN	10/100M Ethernet (Network Version Only)	
	Wi-Fi	802.11b/g/n/ac (Network Version Only)	
	OS	Android 5.1.1	
	Graphic Engine	OpenGL ES 1.1/2.0/3.0/3.1, OpenCL 1.1, Renderscript, Direct3D 11.1	
Accessories	Included	Installation Kit (includes 2 x 2.4m Wire Ropes), Scheduling Software, Remote Control, User Manual	
	Optional	Network Upgrade	
Warranty	Warranty Period	3 Year Warranty	
	Technical Support	Lifetime	

